



ERA-72HCB

Monocrystalline Half-Cut Bifacial Solar Module

KEY FEATURES



MBB Half-Cut Solar Cell:
144 cells (6X24); 10 busbar solar cell.



Higher Module Conversion Efficiency:
Higher module output up to 545W with module efficiency up to 21.3%.



Low-light Performance:
Advanced glass and surface texturing allow for excellent performance in low-light environments.



Light-weight design
Light-weight design using transparent backsheet for easy installation and low BOS cost.



Higher Power Output
Module power increases 5-25% generally, bringing significantly lower LCOE and higher IRR.

182



WATTS
POSITIVE
TOLERANCE



YEARS
PRODUCT
WARRANTY



YEARS LINEAR
POWER WARRANTY

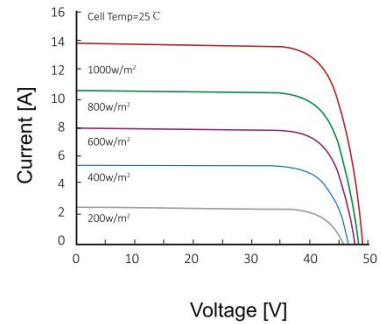


BIFACIAL, MONOCRYSTALLINE, 72-CELL HALF-CUT SERIES

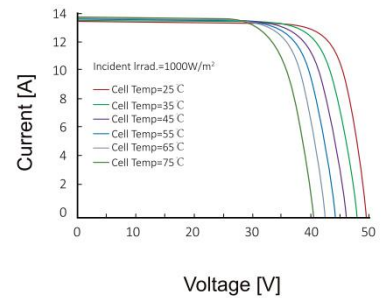
ELECTRICAL PERFORMANCE

Module type: ESPHSC	520M / 525M / 530M / 535M / 540M / 545M
Maximum Power(Wp)	520W 525W 530W 535W 540W 545W
Open circuit Voltage(Voc)	48.90V 49.05V 49.20V 49.35V 49.50V 49.65V
Short circuit Current(Isc)	13.59A 13.65A 13.71A 13.78A 13.85A 13.92A
Maximum Power Voltage(Vm)	41.05V 41.20V 41.35V 41.50V 41.65V 41.80V
Maximum Power Current(Im)	12.67A 12.75A 12.82A 12.90A 12.97A 13.09A
Module efficiency	20.3% 20.5% 20.7% 20.9% 21.1% 21.3%
Maximum Series Fuse	25A
Watts positive tolerance	0~+5%
Number of Diode	3
Standard Test Conditions	1000W/M ² ,25°C,AM1.5
Maximum System Voltage	1500V/DC
Temperature-Coefficient Isc	+0.048%/°C
Temperature-Coefficient Voc	-0.270%/°C
Temperature-Coefficient Pmpp	-0.350%/°C
Normal Operating Cell Temperature	-40°C...+85°C
Load Capacity for the cover of the module (glass)	5400Pa(IEC61215)(snow)
Load Capacity for the front & back of the module	2400Pa(IEC61215)(wind)
Product Certificate	IEC61215,IEC61730,INMETRO
Company Certificate	ISO9001,ISO14001,ISO18001

CURRENT-VOLTAGE CURVES:

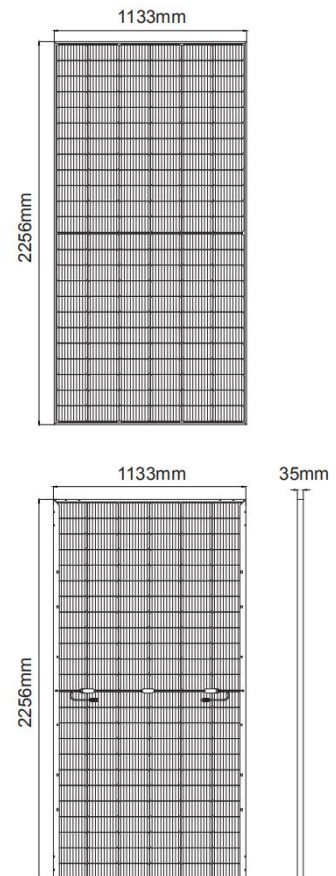


Module characteristics at constant module temperatures of 25°C and variable levels of irradiance



Module characteristics at variable module temperatures and constant module irradiance of 1.000 W/m²

MODULE DIAGRAM:



MECHANICAL CHARACTERISTICS

Front cover (material / thickness)	low-iron tempered glass / 3.2mm
Backsheet (color)	transparent
Cell (quantity / material / dimensions)	144(6x24) / monocrystalline silicon,bifacial
Frame (material / color)	aluminum hollow-chamber frame on each side anodized aluminum alloy / silver
Junction box (protection degree)	≥IP68
Cables & Plug connectors	4mm ² , 300mm in length,length can be customized
Module Dimensions (L / W / H)	2256x1133x35mm
Module Weight	27.2kg
Application class	Class A
Electrical protection class	Class II
Fire safety class	Class C

PACKING

Container Size	Units/Pallet (PCS)	Weight/Pallet (KG)	Pallet Measurement (mm)	Units/Container (PCS)
40HQ	31	858	2285x1130x1260	620

